

Important Instructions:

Please read the Instructions carefully before starting Online Admission Process:

- You must have valid and active email address for correspondence/ communication with CCO
- Roll number slip, exam center, dates for entrance test and interview will be intimated to you online (through admission portal as well as email), so remember the email and password you entered during signup process.
- Mobile number and email address must be active at all times for correspondence.
- Candidate Photo should be recent one with blue background and ensure to align it well with the available space at the portal.
- Upload all required documents in straight position and readable formats.
- College management reserves the right to reject your application in case of incomplete application or absence of paid fee challan.

How to Apply?

Step#1

- Create email login password by using **sign up** button.
- Now login using your email & password.

Step#2

- Fill your application form and attach necessary documents and save your informations.



CADET COLLEGE OKARA
Fraining with futuristic vision

Admission Details

Class *

Class 11

Preferred Language

English

Select the language you want to write for your exams

Centre Name *

Select your choice of Centre where you would like to appear for the entry test

Email Address *

usmancco786@gmail.com

Please create email account in case you do not have .. [Create Email Account](#)

Student Details

Full Name *

Image *

Attach

Please upload your Passport size Image

Date of Birth *

Please Enter Date in "DD-MM-YYYY"

Image Preview



B Form Number *

Religion

Islam

Gender *

Male

Hafiz

No

Mobile Number

Domicile Province

Parent's/Guardians Details

Father's Name *

Father's CNIC *

Mother's Name *

Yes

Please check this if you want to add Guardian Details

Occupation *

Total Income *

Please enter your Annual Income

WhatsApp Number *

Please Enter Father's or Mother's Mobile Number

Board Details

Roll Num (9th) *

Board Registration Num *

Group *

Select the group in which you want to continue in class 11th

9th Details

Class *

Institute *

Year *

Awaiting Result

Click on the box if class 10 result is not declared till the date

Total Marks *

Obtained Marks *

Board *

Address Details

Postal Address *

City *

Province *

Country *

Documents

Instructions

Every image should be less than 10MB

Document Attachments

<input type="checkbox"/>	No.	Description *	Attachment *	
<input type="checkbox"/>	1	B Form		Edit
<input type="checkbox"/>	2	Result Card (9th)		Edit
<input type="checkbox"/>	3	Hope Certificate (if result is not ...		Edit

Add Row

Declaration

Undertaking

I undertake to accept the results of the Written Entrance Examination and the Interview without any reservation. I shall not question these results in any manner and shall not indulge in any correspondence about them.

I Agree

Check this to confirm that you have read the Undertaking and Declaration and agree to the above terms.

Declaration

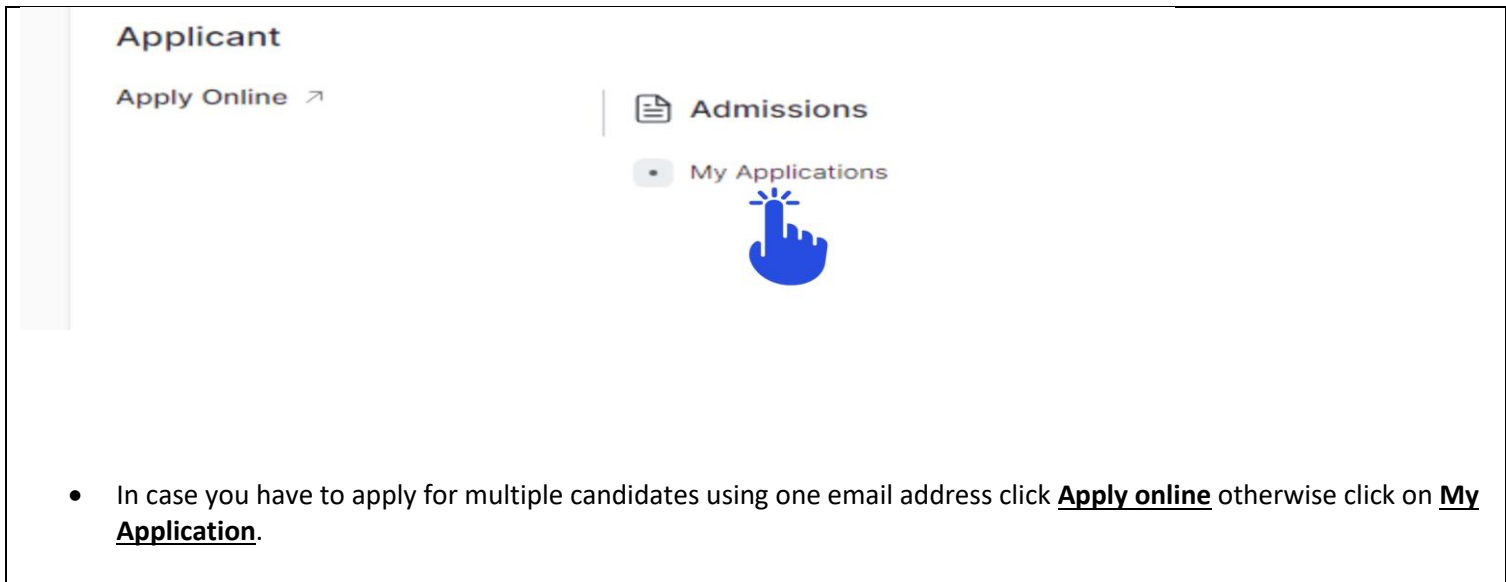
I hereby declare that my son / ward has not been suffering from any chronic disease such as, COVID 19, Diabetes, Cardiac trouble, Asthma, T.B etc. Warning: If found otherwise, his admission in the college is liable to be cancelled at any time during his stay at the college.

Discard

Save

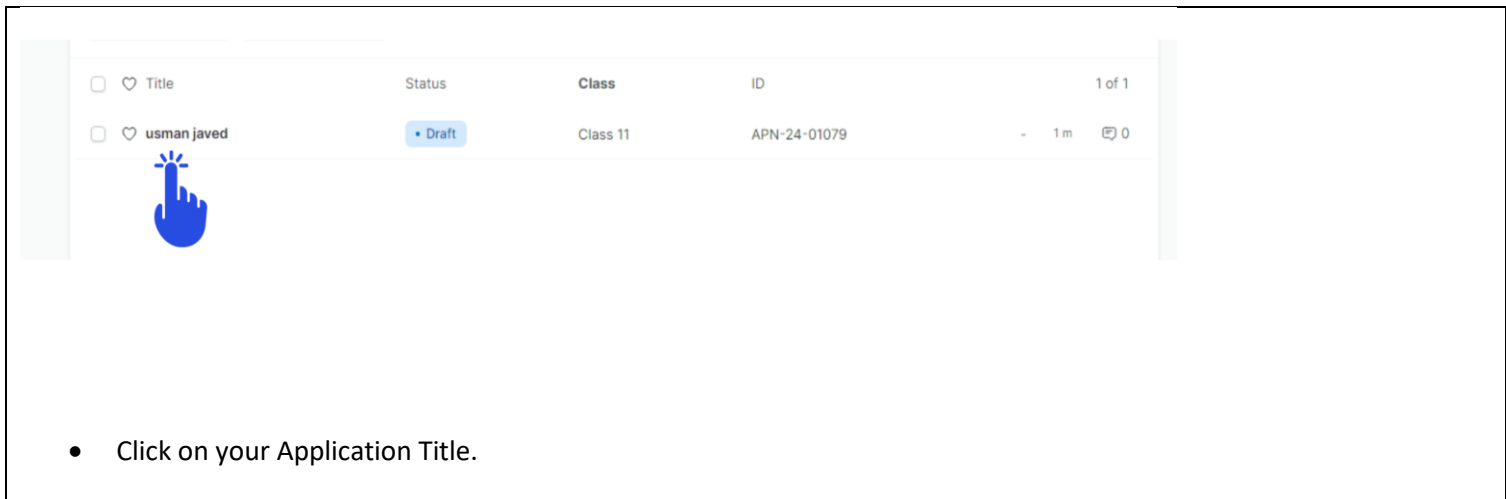
Step#3

- After saving the application form you will receive email in which **Challan Form** is attached. You have to pay the challan and attach the paid challan scanned copy by signing into your admission portal by Passing through following Frappes.



The screenshot shows the 'Applicant' dashboard. On the left, there is a sidebar with 'Apply Online' and an arrow. The main content area has a vertical menu with 'Admissions' and 'My Applications'. A blue hand cursor is pointing at 'My Applications'.

- In case you have to apply for multiple candidates using one email address click **Apply online** otherwise click on **My Application**.





The screenshot shows a table of applications. A blue hand cursor is pointing to the title 'usman javed' in the first row.


<input type="checkbox"/> Title	Status	Class	ID	1 of 1
<input type="checkbox"/> usman javed	Draft	Class 11	APN-24-01079	- 1 m 0

- Click on your Application Title.

<< **usman javed** • Draft Print Challan < > 🖨️ ⋮ Actions

 **Please attach your paid Fee challan in the Documents section and press the Actions button on the top-right corner to submit your Application**
Fields marked with * are Compulsory all other fields are Optional 

Details Personal Details Education Details Relations Address **Documents** Declaration

Fee Challan
Attach
Please Attach your Fee Challan here 

Every Image should be less than 10MB

- Now Click on **Documents** tab & attach scanned copy of **Paid Challan** & click on **Actions** button on the top right corner to submit your application.
- In case you feel you have to edit your informations, do it , save application then submit application using action button.

For any Query Call at 0307-6552984